



Because every moment counts

THERMAL IMAGING  
CAMERA SERIES  
DRÄGER UCF 6000  
DRÄGER UCF 7000  
DRÄGER UCF 9000

# Staying focused

when approaching danger



Did we miss a dangerous hotspot in the house? Where is the hottest point? What is the fill level of the truck carrying hazardous materials in the accident? And: How can we improve our operational tactics? If you find yourself in the dark during an operation or during training, the three Dräger thermal imaging cameras that have been especially developed for fire fighters provide vital insight: several useful functions easily and quickly provide the orientation you need. To save the lives of others – and for your own safety.

**ALWAYS HAVE ONE HAND READY FOR ACTION**

Weighing only 1.4 kg, the compact thermal imaging cameras fit easily in one hand. And that hand is enough to have a firm grasp of all functions. Buttons and keys are quickly selected with the thumb. Additional operating modes can be selected with the touch of a button. Return to standard mode with a single push of the on/off button. You will always have one hand free for other tasks.

**NEVER LOSE YOUR VISION**

Operation	UCF 6000	UCF 7000	UCF 9000
Fire fighting	■	■	■
Searching for persons	■	■	■
Assessment of the situation	■	■	■
Fire alarm	□	■	■
Monitoring of training	□	■	■
Fire guard	□	■	■
Hazardous substance operations	□	□	■
Searching for persons outside	□	□	■

■ = ideally suited □ = suited

# Built to rescue

**DRÄGER UCF:  
ROBUST, HIGH-RESOLUTION AND EASY TO OPERATE**

**Fastening eye for neck strap**

**Laser pointer**

**IR-window**

– type UCF 9000: larger window than UCF 6000 and 7000

**USB 2.0 port**

– direct thermal image transfer to PC  
– camera can be configured individually (e.g. start image)

**Snapshot-button**

– UCF 7000 & 9000 also includes image recording function

**Heat-resistant, shock-proof housing**

– virtually indestructible: reliably withstands falls and blows  
– protection class IP 67: protection from water and dust ingress

**Sunshade**

– images are clearly visible even in sunshine or bright light

**Integrated microphone**

**4-way operating key**

– type UCF 6000: on/off switch laser pointer instead of 4-way operating key

**Camera on/off**

**Fixing point for retractable lanyard**




D-13205-2010



D-13205-2010

**Extremely robust  
attachable crawling plate**  
– Lean against the ground  
without setting  
camera down



Standard mode

Fire mode

Persons mode

## Basic functions of all UCF thermal imaging cameras:



### LASER POINTER

Whether fire pockets or hot objects: sources of danger can often only be detected with the help of a thermal image. With the laser pointer of the UCF thermal imaging cameras you can quickly inform your comrades of precarious situations as though pointing a finger. Or you can mark heat sources and display the fill level of tanks.



### QUICK SHUTTER

No person in danger or hotspot will remain undiscovered: In conventional thermal imaging cameras, the image can freeze for a brief moment. This is caused by the shutter action, which occurs, for example, during the autocalibration of the detectors or when switching to a different operating mode. When searching a room, blind spots can thus occur, causing persons or dangers to remain undetected. The Dräger UCF thermal imaging cameras have been designed with a drastically reduced shutter time to ensure that you have a clear overview over the situation at any point in time.



### EXTENDED DYNAMIC RANGE

Injured persons remain clearly visible even near fires: Many thermal imaging cameras will fail when it comes to temperature resolution when switching to fire mode. The Dräger UCF thermal imaging cameras will not. Thanks to their extended dynamic range, the UCFs will deliver a clear image despite the heat. Cooler objects remain easy for you to detect even in close vicinity to the flames.



### SNAPSHOT-FUNCTION

Sneaking a peak can be dangerous. This is why the UCF thermal imaging cameras look around corners for you. Here's how it works: If your protective equipment is blocking your view or limits your freedom of movement, simply extend your arm and point the camera at the area that is not in direct view. Press the snapshot-button once and the camera produces a momentary freeze frame of the image. With the snapshot, you can examine the situation carefully before you proceed.





Everything under control with only one hand - even under pressure

## Dräger UCF 6000

### The basic model for indoor operations

#### Advantages at a glance:

- intuitive operation: easy and safe handling even under rough conditions
- excellent image quality – also in conditions of poor visibility (resolution: 160 x 120 pixels)
- 47° field of view (horizontal) for a broad overview
- display brightness adjusts automatically
- easy-to-read status information
- modern lithium ion batteries provide up to four hours operating time: camera does not require charging every time it is passed on
- automatic stand-by for longer battery life
- different attachment options (e.g. neck strap or retractable lanyard)



Excellent image quality and wide image display

**On/off switch laser pointer:** point an "extended finger" by pushing a button



**4-way operating key:**  
Select functions with just one thumb

## Dräger UCF 7000

### The multi-function-device for challenging tasks

#### Advantages at a glance – in addition to those of the UCF 6000:

- Ex protection for zone 1: for more security – also for non-fire operations
- image and video recording (thermal image)
- select from three different operating modes
- 2x zoom


#### Special functions of the UCF 7000:



#### APPLICATION SWITCH 3: SELECT FROM THREE DIFFERENT OPERATING MODES

Whether you are searching for persons or fighting fires: thanks to additional operating modes, the thermal image camera will provide a specific picture depending on the focus of your operation. These can be selected directly at the touch of a button. Simply press the on/off key to return to standard mode. The three operating modes of the Dräger UCF 7000:

- Fire (fire fighting)
- Persons (search and rescue)
- Thermal Scan (searching for hotspots)



**Thermal Scan:**  
Quickly detect hotspots in the thermal image

The IR-window of the UCF 6000 and 7000



#### THERMAL SCAN

A keen eye for hotspots: Hot areas are marked on the thermal image (yellow to red) and become visible at a glance. The temperature threshold can be adjusted precisely to the degree for each situation.



#### FILM AND PHOTO FUNCTION (THERMAL IMAGE)

The thermal imaging camera not only provides insight in obscure situations. You can also capture the thermal image as film or individual photographs. This is an easy way to record scenes of an operation which will be available for documentation after incidents or training exercises.



#### BLACK BOX FUNCTION

Should the recording capacity of approx. 2 hours be exhausted, the black box guarantees further use of the thermal imaging video camera. If the memory is full, the camera will simply record over the beginning of the tape. The recording continues automatically. You can fully concentrate on your operation and there is no risk of missing important images.





The IR-window of the UCF 9000:  
57° field of view (horizontal)

## Dräger UCF 9000

### The universal tool for all purposes

#### Advantages at a glance – in addition to the UCF 7000:

- outstanding image quality – even under poorest visibility conditions (resolution 384 x 288 pixels)
- 57° field of view (horizontal) for an extra-large overview
- image and video recording (real image) including image reproduction on display
- select from eight different operating modes
- 2x and 4x zoom

44% more detail than other fire fighting thermal imaging cameras

#### Special functions of the UCF 9000 – in addition to the UCF 7000:



#### FILM AND PHOTO FUNCTION (REAL IMAGE)

Live recording included: The thermal imaging camera UCF 9000 is also a video camera in its own right - including Ex protection for zone 1. You can record the actual situation of the operation right away and display the images on site. This is an easy way to give others an idea of the situation and discuss further actions. The real image video camera is also ideally suited for documentation purposes, for example during training.



Film- and photo function (real image):  
scenes of the operation live and in colour



#### APPLICATION SWITCH 8: SELECT FROM EIGHT DIFFERENT OPERATING MODES

Find the right image representation for any situation: Whether you are dealing with a hazardous substances incident or a person search outdoors or looking for individual camera settings - with the UCF 9000 you will always be able to focus clearly on the most important information. These are the eight operating modes of the Dräger UCF 9000 in addition to standard mode:












- Fire (fire fighting)
- Persons (search and rescue)
- Thermal Scan (searching for hotspots)
- Outdoors (searching for persons outside)
- Hazardous Goods (leak detection and level indicators)
- Scan PLUS (searching for heat sources also in the real image)
- Normal Image (video camera)
- User-defined 1



#### SCAN PLUS

Never lose sight in the heat of an operation! In addition to the thermal scan function for the thermal imaging camera, the UCF 9000 also has a thermal scan function for the real image camera. With this option you can adjust the temperature threshold of the real image to the surroundings. Detect hotspots even easier and faster!

# The UCF thermal imaging cameras at a

	<b>FUNCTIONS</b>	<b>UCF 6000</b>	<b>UCF 7000</b>	<b>UCF 9000</b>
<b>Basic functions</b>	 Laser pointer	✓	✓	✓
	 Snapshot-function	✓	✓	✓
	 Extended dynamic range	✓	✓	✓
	 Quick shutter	✓	✓	✓
<b>Special functions</b>	 Application switch	–	3	8
	 Black box function	–	✓	✓
	 Thermal Scan	–	✓	✓
	 Film and photo function (thermal image)	–	✓	✓
	 Scan PLUS	–	–	✓
	 Film and photo function (real image)	–	–	✓
	 Film and photo display	–	–	✓
	<b>TECHNICAL DATA</b>			
	Weight	1.4 kg (3 lbs)	1.4 kg (3 lbs)	1.4 kg (3 lbs)
	Resolution	160 x 120 pixels	160 x 120 pixels	384 x 288 pixels
	Zoom	–	2x	2x or 4x
	Temperature resolution	typ. 35 mK	typ. 35 mK	typ. 35 mK
	Heat sensitivity	-40 to +1,000 °C	-40 to +1,000 °C	-40 to +1,000 °C
	Battery life	4 hours	4 hours	4 hours
	Field of view, horizontal	47°	47°	57°
	Protection class	IP 67	IP 67	IP 67
	ATEX approval Ex zone 1	–	✓	✓
	Developed according to NFPA 1801	✓	✓	✓

## Accessories for the UCF thermal imaging cameras

### ACCESSORIES FOR TRANSPORT



D-10633-2011

Transport case

### ACCESSORIES FOR ENERGY SUPPLY



D-5245-2010

Li-ion battery  
(with Ex-approval)



D-13064-2010

Battery charger



D-13062-2010

Power supply for  
charger

### ACCESSORIES FOR ATTACHING THE CAMERA



D-13057-2010

Neck strap



D-13071-2010

Retractable lanyard



D-6596-2011

Vehicle installation kit



D-6597-2011

Wall mount



D-6599-2011

Suction tripod (e.g. to  
mount on truck roof)



D-6598-2011

Tripod

## HEADQUARTERS

Dräger Safety AG & Co. KGaA  
Revalstrasse 1  
23560 Lübeck, Germany

[www.draeger.com](http://www.draeger.com)

## SUBSIDIARIES

### AUSTRALIA

Draeger Safety Pacific Pty. Ltd.  
Axxess Corporate Park  
Unit 99, 45 Gilby Road  
Mt. Waverley Vic 3149  
Tel +61 3 92 65 50 00  
Fax +61 3 92 65 50 95

### CANADA

Draeger Safety Canada Ltd.  
7555 Danbro Crescent  
Mississauga, Ontario L5N 6P9  
Tel +1 905 821 8988  
Fax +1 905 821 2565

### P. R. CHINA

Beijing Fortune Draeger Safety  
Equipment Co., Ltd.  
A22 Yu An Rd, B Area,  
Tianzhu Airport Industrial Zone,  
Shunyi District, Beijing 101300  
Tel +86 10 80 49 80 00  
Fax +86 10 80 49 80 05

### FRANCE

Dräger Safety France SAS  
3c route de la Fédération,  
BP 80141  
67025 Strasbourg Cedex 1  
Tel +33 3 88 40 59 29  
Fax +33 3 88 40 76 67

### MEXICO

Draeger Safety S.A. de C.V.  
Av. Peñuelas No. 5  
Bodega No. 37  
Fraccionamiento Industrial  
San Pedrito  
Querétaro, Qro México  
Tel +52 442 246-1113  
Fax +52 442 246-1114

### NETHERLANDS

Dräger Safety Nederland B.V.  
Edisonstraat 53  
2700 AH Zoetermeer  
Tel +31 79 344 46 66  
Fax +31 79 344 47 90

### REP. OF SOUTH AFRICA

Dräger South Africa (Pty) Ltd.  
P.O.Box 68601  
Bryanston 2021  
Tel +27 11 465 99 59  
Fax +27 11 465 69 53

### SINGAPORE

Draeger Safety Asia Pte Ltd  
67 Ayer Rajah Crescent #06-03  
Singapore 139950  
Tel +65 68 72 92 88  
Fax +65 65 12 19 08

### SPAIN

Dräger Safety Hispania S.A.  
Calle Xaudaró 5  
28034 Madrid  
Tel +34 91 728 34 00  
Fax +34 91 729 48 99

### UNITED KINGDOM

Draeger Safety UK Ltd.  
Blyth Riverside Business Park  
Blyth, Northumberland NE24 4RG  
Tel +44 1670 352-891  
Fax +44 1670 356-266

### USA

Draeger Safety, Inc.  
101 Technology Drive  
Pittsburgh, PA 15275  
Tel +1 412 787 8383  
Fax +1 412 787 2207