



Quadrafog

Selectable flow conventional nozzles

Excellent price-quality ratio

- **Wide range of flow rates.**
- Operating pressure : from **3 to 40 bar.**
- Dense fog with full cone thanks to spray teeth so as to combine attacking the seat of the fire and protecting the fire-fighter.
- **Hard anodised aluminium body.**
- **Stainless steel valve.**
- Rubber head protector.
- Easy-change valve seat.
- Flush possible during operation.
- Ergonomic pistol grip insulates against cold.



- The full cone fog
- Stainless steel ball valve
- Very wide handle



Quadrafog 1000 PA



Coloured handle

CHARACTERISTICS

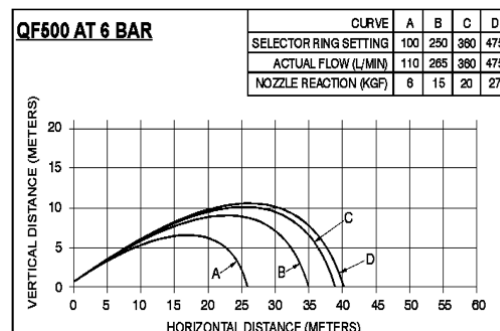
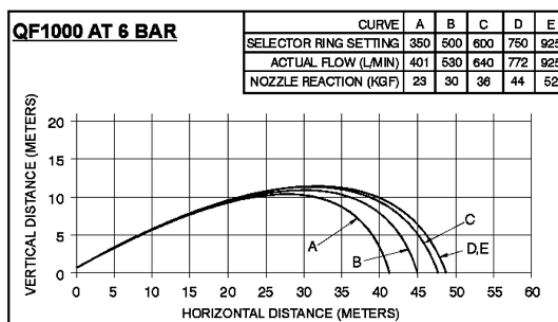
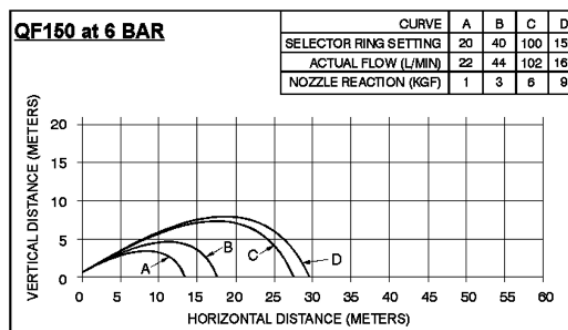
Model	Reference	Weight	Flowrate (l/min)	Pressure	Inlet
QUADRAFOG 150	I11.12.200	1kg 320	20 – 40 – 100 - 150	6 bar	1" Female
QUADRAFOG 500	I11.12.203	1kg700	100 – 250 – 350 - 500	6 bar	1 ½" Female
QUADRAFOG 500 INST	I11.12.213	1kg700	100 – 250 – 350 - 500	6 bar	Instantaneous coupling
QUADRAFOG 1000	I11.12.205	2kg750	285-500-600-800-950	6 bar	2 ½" Female
QUADRAFOG 1000 INST	I11.12.210	2kg750	285-500-600-800-950	6 bar	Instantaneous coupling

OPTIONS : POLYFOAM ADAPTORS

To produce high-quality foam

LX Polyfoam Low expansion	Quadrafog 150	Quadrafog 500
Reference	I11.80.123	I11.80.125
weight (gr)	365	1400
Dim. L x W (mm)	165 x 95	505 x 155

MX Polyfoam Medium expansion	Quadrafog 150	Quadrafog 500
Reference	I11.80.134	I11.80.135
Weight (gr)	800	1300
Dim. L x W (mm)	270 x 160	380 x 190



MAINTENANCE

Reduced maintenance because of the robust design of the nozzle, the materials used and interchangeable valve seat.



ZF01.007.EN.1

As it is our policy to constantly seek to improve our products, we reserve the right to change the specifications of our equipment without notice

